



APTUM
CUSTOMIZED
LIGHTING
CREATIONS

LIGHT FOREST WALL 3LP

DESIGN

Tineke Beunders & Nathan Wierink
2010

PRODUCT CATEGORY

Wall lamp

ENVIRONMENT

Indoor

MATERIAL

Coated copper or brass lampshades, aluminium and ABS tubes and bends.

STOCK ITEM

Soft White + brass, Forest green + copper.

CUSTOM POSSIBILITIES

All NCS, Pantone, RAL colors for coating + brass or copper.
E26/ UL components on request.
For complete custom made configurations and larger quantity lighting points we refer to our LIGHT FOREST custom system.

PRODUCTION PROCESS

The branches are made from extruded aluminium tubes.
The lampshades are spun from copper or brass. All parts are coated, tested, mounted and packed in-house (Aptum, Eindhoven, NL).

DIMENSIONS

Configuration 1:

H: 119cm/ 46.8in x W: 67cm/ 26.4in x D: 32cm/ 12.6in.

Configuration 2:

H: 92cm/ 36.2in x W: 148cm/ 58.3in x D: 32cm/ 12.6in.

Configuration 3:

H: 131cm/ 51.5in x W: 72cm/ 28.3in x D: 32cm/ 12.6in.

Configuration 4:

H: 86cm/ 33.8in x W: 101cm/ 39.7in x D: 32cm/ 12.6in.

PACKAGING DIMENSIONS

H: 20cm/ 7.9in x W: 50cm/ 19.7in x D: 50cm/ 19.7in.

WEIGHT

Product: 2,5kg/ 5,5lbs | Incl packaging: 4,4kg/ 9,7lbs.

DELIVERY

Flatpack with instructions to assemble.

COLLI QUANTITY

1 pc

VOLTAGE

220-240V - 50Hz.

LIGHT SOURCE & ENERGY EFFICIENCY CLASS

E27 Max 30 Watt. The luminaire is compatible with LED bulbs of the energy classes: A++ / A.
Bulbs are not included.

CERTIFICATIONS

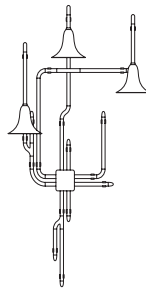
CE, IP 20, 

CLEANING INSTRUCTIONS

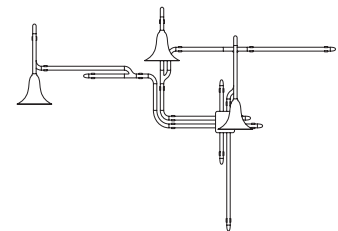
Switch off the electricity supply before cleaning.
Clean with soft dry cloth.



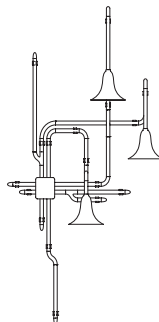
WALL 3LP: Configuration 1



WALL 3LP: Configuration 2



WALL 3LP: Configuration 3



WALL 3LP: Configuration 4

